

MPO

Monthly View: March 2010

March 1, 2010 12:00:00 AM – March 31, 2010 7:59:59 PM

This report was generated by WebTrends 8, Version: 8.1a, Build: 2048 .
Monday, April 5, 2010 5:18:13 AM
Final report conversion by WebTrends Report Exporter, Version 8.1a (build 2048)

Copyright (C) 1996-2007 WebTrends Inc. All rights reserved.

Table of Contents

Overview Dashboard	1
Visitors Dashboard	2
Downloaded Files	4
Pages	6
Referring Site	12

Overview Dashboard

This dashboard provides an overview of the data available in the report template. You can click a graph title to navigate to the corresponding report page.

Visitor Summary

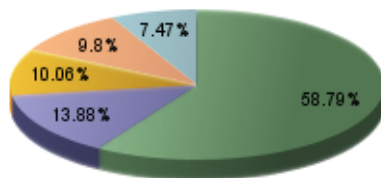
Visitors	1,252
Visitors Who Visited Once	1,051
Visitors Who Visited More Than Once	201
Average Visits per Visitor	1.46

Visit Summary

Visits	1,827
Average per Day	58
Average Visit Duration	00:06:07
Median Visit Duration	00:01:40
International Visits	2.68%
Visits of Unknown Origin	23.86%
Visits from Your Country: United States (US)	73.45%

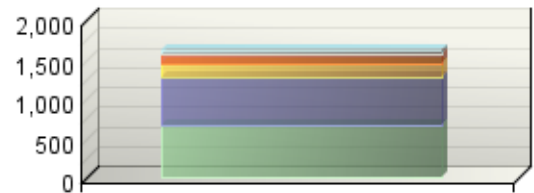
Pages

Visits



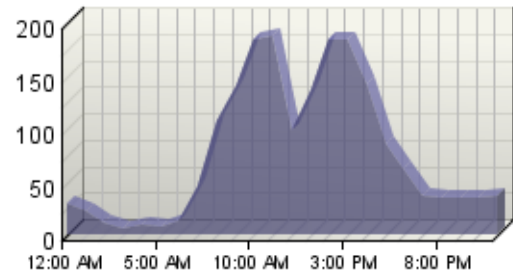
Referring Site

Visits



Visits by Hour of the Day

Visits



Visits

Downloaded Files

No data is available for this graph.

Visitors Dashboard

This dashboard displays key graphs and tables that provide an overview of visitor metrics. Click a graph title to navigate to the corresponding report page.

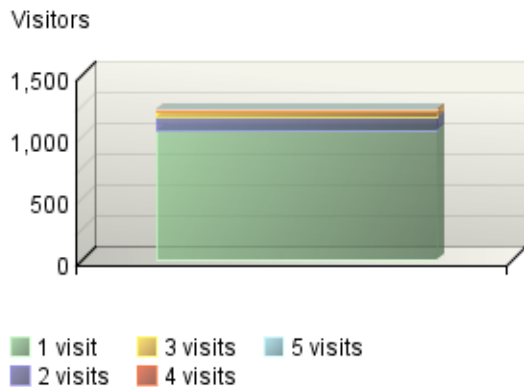
Visit Summary

Visits	1,827
Average per Day	58
Average Visit Duration	00:06:07
Median Visit Duration	00:01:40
International Visits	2.68%
Visits of Unknown Origin	23.86%
Visits from Your Country: United States (US)	73.45%

Visitor Summary

Visitors	1,252
Visitors Who Visited Once	1,051
Visitors Who Visited More Than Once	201
Average Visits per Visitor	1.46

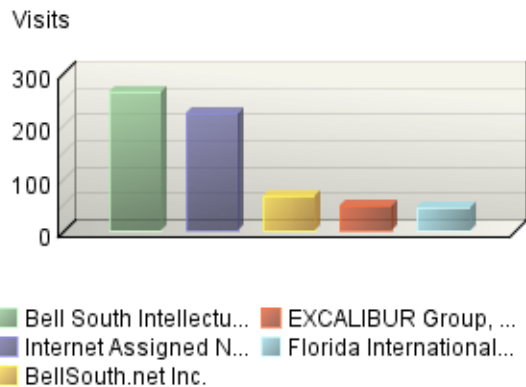
Visitors by Number of Visits



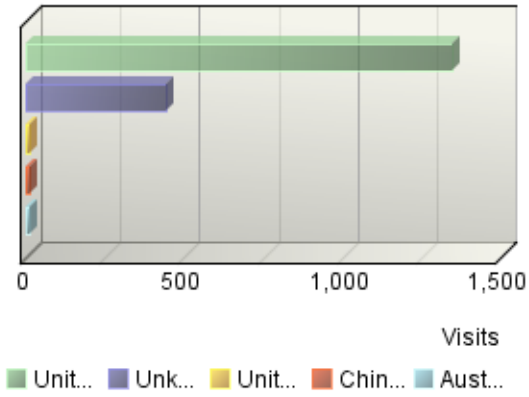
New vs. Returning Visitors



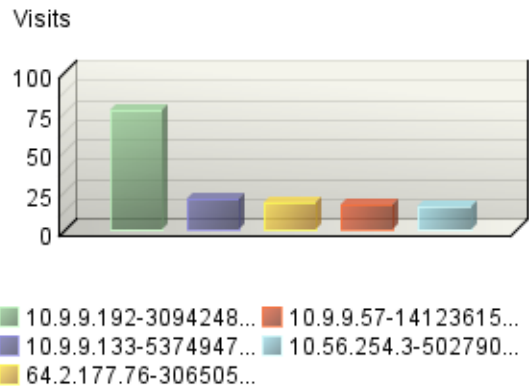
Organizations



Countries



Top Visitors



Authenticated Usernames

No data is available for this graph.

Downloaded Files

This report identifies the most popular files downloaded from your site.

Downloaded Files Trend

No data is available for this graph.

Downloaded Files

No data is available for this graph.

Downloaded Files

No data is available for this table.

Downloaded Files - Help Card



Column Definitions

Files

The path and filename of the file being analyzed.

Downloads

Number of times the specified file was downloaded by a visitor. If an error occurred during a transfer, the transfer is not counted. Note that downloaded PDF files may cause an inflated count.

Visits

Number of visits that accessed the specified files. A visit is a series of actions that begins when a visitor views their first page from the server, and ends when the visitor leaves the site or remains idle beyond the idle-time limit. The default idle-time limit is thirty minutes. This time limit can be changed by the system administrator.



Report Descriptions

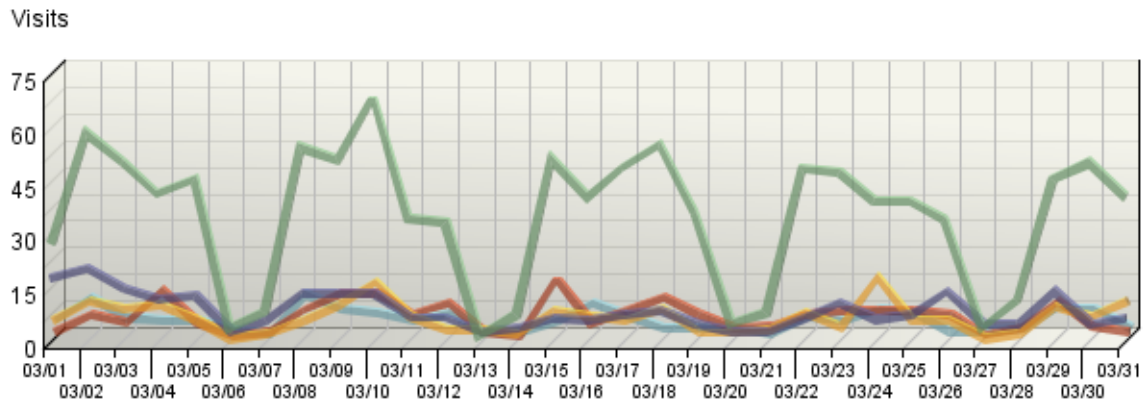
If you are using an SDC data source, then this report is not applicable.

This information shows you the most popular downloadable files on your web site. Files that don't appear on the list, or appear low on the list, may require maintenance such as decreasing the file size, improving link placement, or elimination to make room for more popular content.

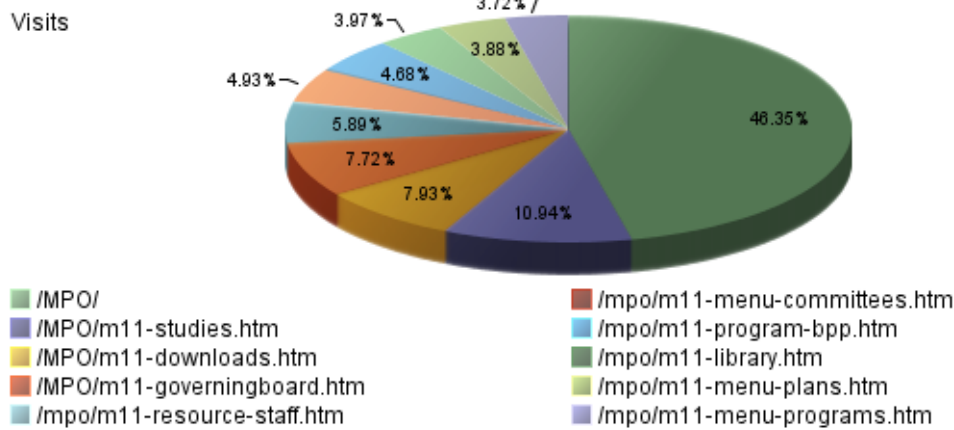
Pages

This report identifies the most popular pages on your site and shows you key metrics for each page such as Visits, Page Views and Average Time Viewed.

Pages Trend



Pages



Pages

	Pages	Visits	Views	Average Time Viewed	Average Time to Serve (ms)
1.	.. Miami-Dade MPO .. http://www.miamidade.gov/MPO/	1,110	1,513	00:01:57	0
2.	Transportation Studies at Miami-Dade MPO http://www.miamidade.gov/MPO/m11-studies.htm	262	365	00:02:37	0
3.	Downloads at Miami-Dade MPO http://www.miamidade.gov/MPO/m11-downloads.htm	190	254	00:02:10	0
4.	Governing Board at Miami-Dade MPO http://www.miamidade.gov/MPO/m11-governingboard.htm	185	283	00:01:49	0
5.	Resources for MPO Staff at Miami-Dade MPO http://www.miamidade.gov/mpo/m11-resource-staff.htm	141	177	00:01:04	0
6.	Section on Committees at Miami-Dade MPO http://www.miamidade.gov/mpo/m11-menu-committees.htm	118	244	00:00:17	0
7.	BPP at Miami-Dade MPO http://www.miamidade.gov/mpo/m11-program-bpp.htm	112	145	00:01:55	0
8.	Library Index at Miami-Dade MPO http://www.miamidade.gov/mpo/m11-library.htm	95	119	00:02:19	0
9.	Section on Plans at Miami-Dade MPO http://www.miamidade.gov/mpo/m11-menu-plans.htm	93	110	00:00:31	0
10.	Section on Programs at Miami-Dade MPO http://www.miamidade.gov/mpo/m11-menu-programs.htm	89	118	00:00:26	0
11.	Contact Us at Miami-Dade MPO http://www.miamidade.gov/mpo/m11-contactus.htm	87	103	00:02:46	0
12.	http://www.miamidade.gov/mpo/mdc-fictodd/	82	140	00:02:17	0
13.	About Us at Miami-Dade MPO http://www.miamidade.gov/mpo/m11-aboutus.htm	69	100	00:01:38	0
14.	Just Bicycling and Walking at Miami-Dade MPO http://www.miamidade.gov/mpo/m11-modes-bikes.htm	68	97	00:01:50	0
15.	Meetings at Miami-Dade MPO http://www.miamidade.gov/MPO/m11-meetings.htm	62	96	00:01:53	0

	Pages	Visits	Views	Average Time Viewed	Average Time to Serve (ms)
16.	2010 Calendar of Meetings at Miami-Dade MPO http://www.miamidade.gov/MPO/m11-calendar-2010.htm	60	73	00:01:45	0
17.	Resolutions at Miami-Dade MPO http://www.miamidade.gov/MPO/m11-resolutions.htm	59	73	00:02:44	0
18.	L RTP at Miami-Dade MPO http://www.miamidade.gov/mpo/m11-plan-lrtp.htm	58	67	00:05:14	0
19.	Ongoing Transportation Studies at Miami-Dade MPO http://www.miamidade.gov/mpo/m11-studies-ongoing.htm	56	66	00:01:42	0
20.	TIP at Miami-Dade MPO http://www.miamidade.gov/MPO/m11-program-tip.htm	51	64	00:04:04	0
21.	CTAC at Miami-Dade MPO http://www.miamidade.gov/mpo/m11-comm-ctac.htm	50	64	00:01:22	0
22.	BPAC at Miami-Dade MPO http://www.miamidade.gov/MPO/m11-comm-bpac.htm	46	61	00:00:55	0
23.	PSAs at Miami-Dade MPO http://www.miamidade.gov/mpo/m11-psa.htm	43	69	00:00:26	0
24.	Resources for Residents at Miami-Dade MPO http://www.miamidade.gov/mpo/m11-resource-residents.htm	43	50	00:01:26	0
25.	Resources for Transportation Partners at Miami-Dade MPO http://www.miamidade.gov/mpo/m11-resource-partners.htm	38	44	00:01:04	0
26.	Bicycle Facilities Plan at Miami-Dade MPO http://www.miamidade.gov/mpo/m11-plan-bfp.htm	38	42	00:02:56	0
27.	Health District /Civic Center http://www.miamidade.gov/mpo/civic/	31	36	00:04:51	0
28.	TARC at Miami-Dade MPO http://www.miamidade.gov/MPO/m11-comm-tarc.htm	28	36	00:01:07	0
29.	Just Buses, Trains, and Movers at Miami-Dade MPO http://www.miamidade.gov/mpo/m11-modes-transit.htm	26	37	00:01:13	0

	Pages	Visits	Views	Average Time Viewed	Average Time to Serve (ms)
■	30. TPC at Miami-Dade MPO http://www.miamidade.gov/mpo/m11-comm-tpc.htm	24	35	00:02:01	0
■	31. FTAC at Miami-Dade MPO http://www.miamidade.gov/mpo/m11-comm-ftac.htm	24	28	00:02:21	0
■	32. Pending Transportation Studies at Miami-Dade MPO http://www.miamidade.gov/mpo/m11-studies-pending.htm	20	21	00:02:15	0
■	33. Just Cars and Vanpools at Miami-Dade MPO http://www.miamidade.gov/mpo/m11-modes-cars.htm	19	24	00:02:47	0
■	34. LCB at Miami-Dade MPO http://www.miamidade.gov/MPO/m11-comm-lcb.htm	17	24	00:03:14	0
■	35. UPWP at Miami-Dade MPO http://www.miamidade.gov/mpo/m11-program-upwp.htm	15	20	00:03:20	0
■	36. 2010 Calendar of Meetings text version at Miami-Dade MPO http://www.miamidade.gov/MPO/text/t11-calendar-2010.htm	13	13	00:04:37	0
■	37. Just Freight at Miami-Dade MPO http://www.miamidade.gov/MPO/m11-modes-freight.htm	13	13	00:00:29	0
■	38. UPWP Development Committee at Miami-Dade MPO http://www.miamidade.gov/mpo/m11-comm-upwpc.htm	11	14	00:01:49	0
■	39. TPTAC at Miami-Dade MPO http://www.miamidade.gov/mpo/m11-comm-tptac.htm	11	11	00:03:26	0
■	40. TIP Development Committee at Miami-Dade MPO http://www.miamidade.gov/mpo/m11-comm-tipdc.htm	8	9	00:01:49	0
■	41. Downloads text version at Miami-Dade MPO http://www.miamidade.gov/MPO/text/t11-downloads.htm	8	8	00:01:10	0
■	42. BPP text version at Miami-Dade MPO http://www.miamidade.gov/mpo/text/t11-program-bpp.htm	8	8	00:00:43	0
■	43. MGP at Miami-Dade MPO http://www.miamidade.gov/mpo/m11-program-mgp.htm	8	9	00:04:20	0

	Pages	Visits	Views	Average Time Viewed	Average Time to Serve (ms)
44.	TEP at Miami-Dade MPO http://www.miamidade.gov/mpo/m11-program-tep.htm	7	9	00:10:21	0
45.	Governing Board text version at Miami-Dade MPO http://www.miamidade.gov/mpo/text/t11-governingboard.htm	7	7	00:01:13	0
46.	LRTP Steering Committee at Miami-Dade MPO http://www.miamidade.gov/MPO/m11-comm-lrtpsc.htm	6	7	00:07:28	0
47.	PSA Abed Hassan video page http://www.miamidade.gov/mpo/m11-psa-hassan.htm	6	17	00:00:03	0
48.	PSA Paula Barbieri video page http://www.miamidade.gov/MPO/m11-psa-barbieri.htm	5	21	00:00:44	0
49.	PSA Melissa Grafton video page http://www.miamidade.gov/mpo/m11-psa-grafton.htm	5	11	00:00:13	0
50.	PIMT at Miami-Dade MPO http://www.miamidade.gov/mpo/m11-comm-pimt.htm	5	5	00:00:26	0
	Subtotal for rows 1–50	-	4,960	-	-
	Other	-	101	-	-
	Total	-	5,061	-	-

Items 1–50 of 77

Pages - Help Card



Column Definitions

Pages

Any displayed page. You can specify for each profile the types of files that qualify as a page. These settings can be changed by the WebTrends administrator.

Visits

Number of visits to this page. A visit is a series of actions that begins when a visitor views the first page from the server, and ends when the visitor leaves the site or remains idle beyond the idle-time limit. The default idle-time limit is thirty minutes. This time limit can be changed by the system administrator.

Views

Number of times this page was viewed by visitors.

Average Time Viewed

Average length of time the specified page was viewed. (The format is hh:mm:ss - hours:minutes:seconds.)

Average Time to Serve

Average amount of time (in milliseconds) it took to serve each document during the specified time interval. The time to serve spans from the time the server got a page request until it transmitted all the data.

Note: Note that in order to show a total for this column, the value is computed to 2 decimal places. However, because the data for each row is an integer measured in milliseconds, the two decimal places are not significant for Average Time to Serve row values. If the entire column shows values of zero, your web server may not be logging Time to Serve information.



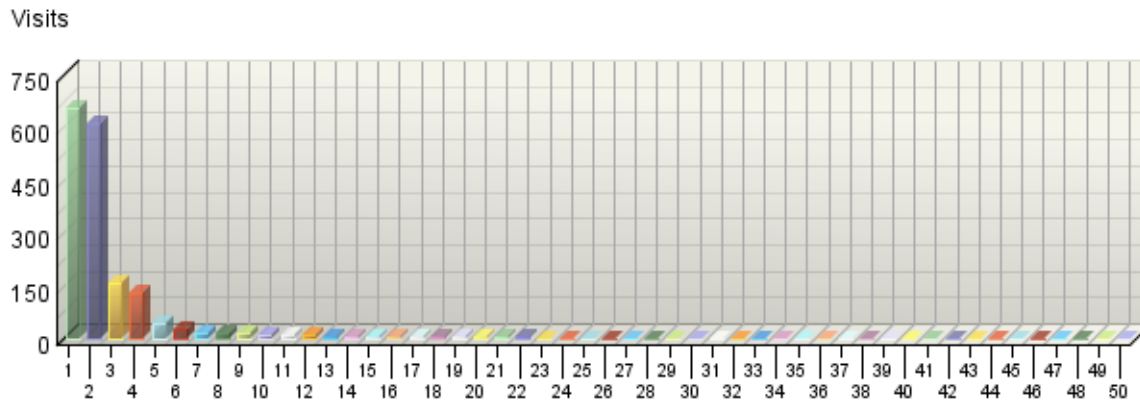
Report Descriptions

Pages with good content and design are more likely to attract visitors and be revisited. Less popular pages on a site can be made more appealing by improving the content or incorporating design elements similar to that on the more important pages. Always remember that people are far more interested in content than in design, and average view times can help determine which content is most important to your visitors.

Referring Site

This report identifies web sites that refer visitors to your site. The top referrers are your site's primary acquisition channels, and may include a partner sites, search engines, portals or marketing programs.

Referring Site



Referring Site

Site	Visits	% Visits
1. http://www.google.com/	657	35.96%
2. Direct Traffic	611	33.44%
3. http://www.miamidade.gov/	161	8.81%
4. http://miamidade.gov/	129	7.06%
5. http://www.bing.com/	45	2.46%
6. http://search.yahoo.com/	27	1.48%
7. http://www.mpoac.org/	18	0.99%
8. http://www.ampo.org/	18	0.99%
9. http://gisims2.miamidade.gov/	18	0.99%
10. http://images.google.com/	11	0.60%
11. http://search.miamidade.gov/	11	0.60%
12. http://spokesnfolks.blogspot.com/	9	0.49%
13. http://search.aol.com/	8	0.44%
14. http://www.transitmiami.com/	7	0.38%
15. http://gisims2.co.miami-dade.fl.us/	5	0.27%
16. http://www.google.cn/	4	0.22%
17. http://www.portofmiamitunnel.com/	4	0.22%

	Site	Visits	% Visits
18.	http://narc.org/	4	0.22%
19.	http://www.trailink.com/	3	0.16%
20.	http://www.google.co.uk/	3	0.16%
21.	http://www.google.com.ph/	3	0.16%
22.	http://miamibikescene.blogspot.com/	3	0.16%
23.	http://www.ask.com/	2	0.11%
24.	http://my.att.net/	2	0.11%
25.	http://www.google.com.co/	2	0.11%
26.	http://images.google.co.in/	2	0.11%
27.	http://www.google.co.jp/	2	0.11%
28.	http://www.google.ca/	2	0.11%
29.	http://search.hp.my.aol.com/	2	0.11%
30.	http://library.fiu.edu/	2	0.11%
31.	http://www.city-data.com/	2	0.11%
32.	http://miamichamber.com/	2	0.11%
33.	http://intra.miamidade.gov/	2	0.11%
34.	http://www.greenmobilitynetwork.org/	2	0.11%
35.	http://www.seftc.org/	2	0.11%
36.	http://d6sharepnt1.d6.dot.state.fl.us:31558/	1	0.05%
37.	http://paketiklan.com/	1	0.05%
38.	http://fe.shortcuts.search.yahoo.com/	1	0.05%
39.	http://www.google.com.br/	1	0.05%
40.	http://www.google.com.bd/	1	0.05%
41.	http://www.dogpile.com/	1	0.05%
42.	http://www.floridalcir.gov/	1	0.05%
43.	http://search3.comcast.com/	1	0.05%
44.	http://web.bobbasement.com/	1	0.05%
45.	http://www.constructioninsider.com/	1	0.05%
46.	http://images.google.com.hk/	1	0.05%
47.	http://search.comcast.net/	1	0.05%
48.	http://www.sfecstudy.com/	1	0.05%
49.	http://www.google.be/	1	0.05%
50.	http://images.google.ca/	1	0.05%
Subtotal for rows 1–50		1,800	98.52%
Other		27	1.48%
Total		1,827	100.00%

Items 1–50 of 77

Referring Site - Help Card



Column Definitions

Referring Sites

A web site that refers a visitor to your site by linking to it.

Site

The specific referring site being analyzed.

Visits

Number of times the specified site referred visitors to your site.

%

Percentage of referrals that came from the specified site.

Direct Traffic

Represents traffic to the web site with no referrer as one of the following: 1) the visitor typed the domain name directly into their browser, 2) the visitor bookmarked the site, 3) the visitor clicked on an email, shortcut, or other direct link, 4) Firewalls and/or proxies stripped out the referrer and replaced it with a dash "-".

Note: If "Direct Traffic" is 100% of all your traffic, then you are probably not logging the "referrer" field in your log files. Please see your manual or the WebTrends Knowledgebase to enable extended logging on your web servers.

Hidden-Referrer

A value indicating that Internet security software such as Zone Alarm Pro, Symantec's Norton Internet Security, or a proxy server modified a web request to mask the referring URL.



Report Descriptions

You can use this page to determine which sites are referring the most visitors to your site. This can help when considering the most effective ways and places to attract visitors.