

MPO

Monthly View: April 2010

April 1, 2010 12:00:00 AM – April 30, 2010 11:59:59 PM

This report was generated by WebTrends 8, Version: 8.1a, Build: 2048 .
Wednesday, May 5, 2010 5:17:34 AM
Final report conversion by WebTrends Report Exporter, Version 8.1a (build 2048)

Copyright (C) 1996-2007 WebTrends Inc. All rights reserved.

Table of Contents

Overview Dashboard	1
Visitors Dashboard	2
Downloaded Files	4
Pages	6
Referring Site	11

Overview Dashboard

This dashboard provides an overview of the data available in the report template. You can click a graph title to navigate to the corresponding report page.

Visitor Summary

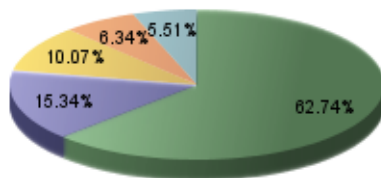
Visitors	1,136
Visitors Who Visited Once	919
Visitors Who Visited More Than Once	217
Average Visits per Visitor	1.47

Visit Summary

Visits	1,669
Average per Day	55
Average Visit Duration	00:06:13
Median Visit Duration	00:01:48
International Visits	3.00%
Visits of Unknown Origin	24.51%
Visits from Your Country: United States (US)	72.50%

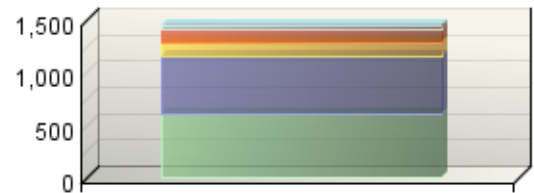
Pages

Visits



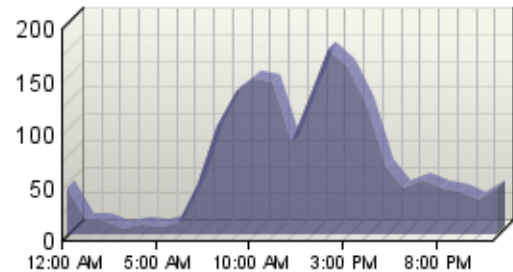
Referring Site

Visits



Visits by Hour of the Day

Visits



Visits

Downloaded Files

No data is available for this graph.

Visitors Dashboard

This dashboard displays key graphs and tables that provide an overview of visitor metrics. Click a graph title to navigate to the corresponding report page.

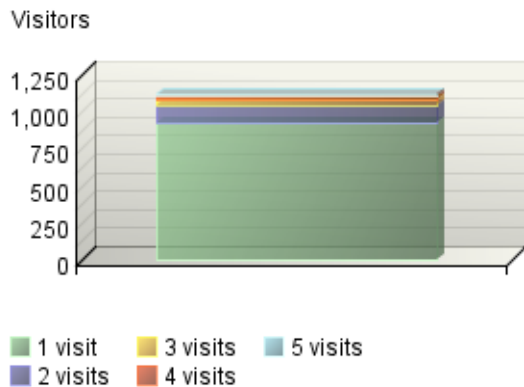
Visit Summary

Visits	1,669
Average per Day	55
Average Visit Duration	00:06:13
Median Visit Duration	00:01:48
International Visits	3.00%
Visits of Unknown Origin	24.51%
Visits from Your Country: United States (US)	72.50%

Visitor Summary

Visitors	1,136
Visitors Who Visited Once	919
Visitors Who Visited More Than Once	217
Average Visits per Visitor	1.47

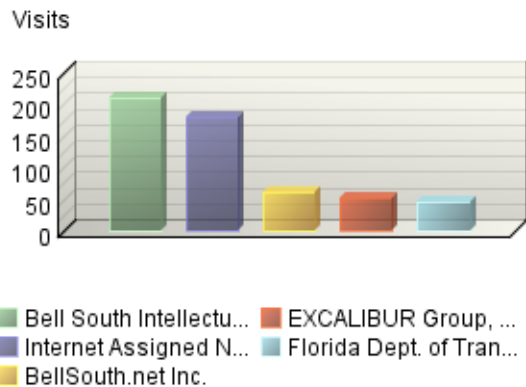
Visitors by Number of Visits



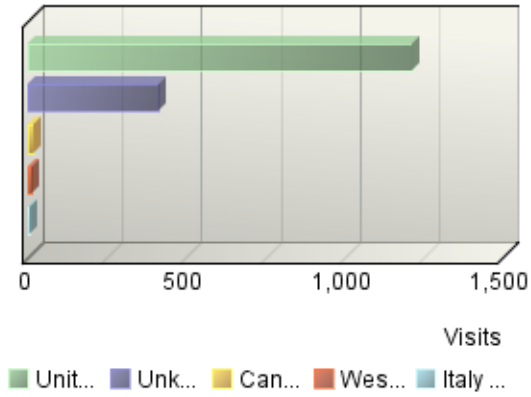
New vs. Returning Visitors



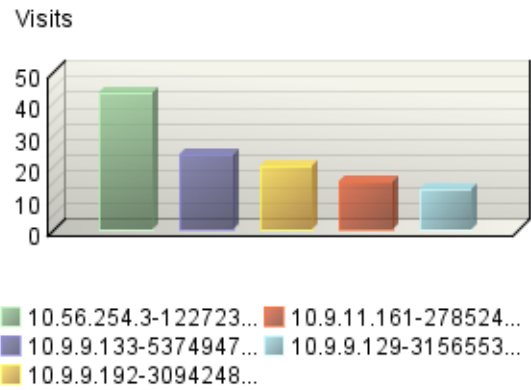
Organizations



Countries



Top Visitors



Authenticated Usernames

No data is available for this graph.

Downloaded Files

This report identifies the most popular files downloaded from your site.

Downloaded Files Trend

No data is available for this graph.

Downloaded Files

No data is available for this graph.

Downloaded Files

No data is available for this table.

Downloaded Files - Help Card



Column Definitions

Files

The path and filename of the file being analyzed.

Downloads

Number of times the specified file was downloaded by a visitor. If an error occurred during a transfer, the transfer is not counted. Note that downloaded PDF files may cause an inflated count.

Visits

Number of visits that accessed the specified files. A visit is a series of actions that begins when a visitor views their first page from the server, and ends when the visitor leaves the site or remains idle beyond the idle-time limit. The default idle-time limit is thirty minutes. This time limit can be changed by the system administrator.



Report Descriptions

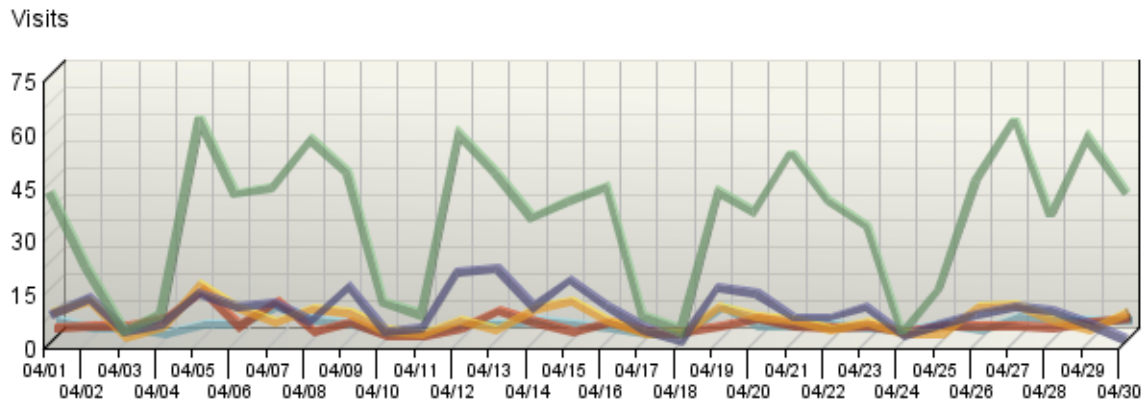
If you are using an SDC data source, then this report is not applicable.

This information shows you the most popular downloadable files on your web site. Files that don't appear on the list, or appear low on the list, may require maintenance such as decreasing the file size, improving link placement, or elimination to make room for more popular content.

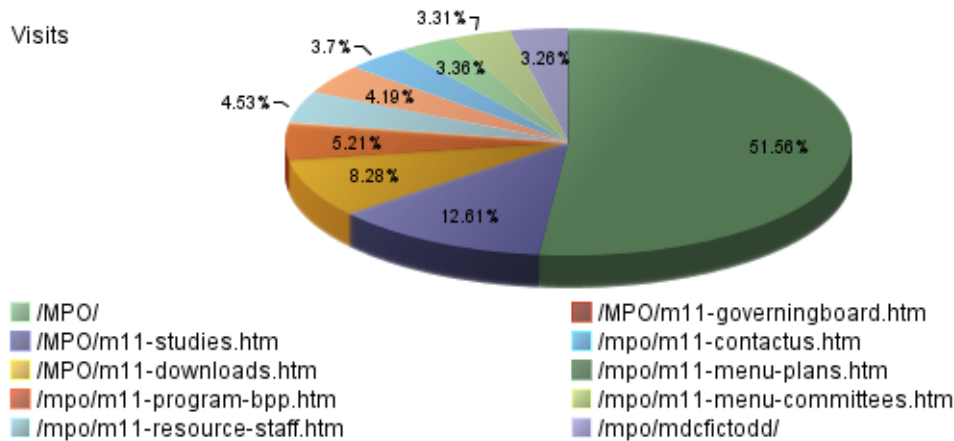
Pages

This report identifies the most popular pages on your site and shows you key metrics for each page such as Visits, Page Views and Average Time Viewed.

Pages Trend



Pages



Pages

	Pages	Visits	Views	Average Time Viewed	Average Time to Serve (ms)
1.	.. Miami-Dade MPO .. http://www.miamidade.gov/MPO/	1,059	1,375	00:02:15	0
2.	Transportation Studies at Miami-Dade MPO http://www.miamidade.gov/MPO/m11-studies.htm	259	352	00:03:14	0
3.	Downloads at Miami-Dade MPO http://www.miamidade.gov/MPO/m11-downloads.htm	170	227	00:02:53	0
4.	BPP at Miami-Dade MPO http://www.miamidade.gov/mpo/m11-program-bpp.htm	107	129	00:02:06	0
5.	Resources for MPO Staff at Miami-Dade MPO http://www.miamidade.gov/mpo/m11-resource-staff.htm	93	106	00:01:14	0
6.	http://www.miamidade.gov/MPO/m11-governingboard.htm	86	98	00:02:57	0
7.	http://www.miamidade.gov/mpo/m11-contactus.htm	76	81	00:02:08	0
8.	Section on Plans at Miami-Dade MPO http://www.miamidade.gov/mpo/m11-menu-plans.htm	69	84	00:00:27	0
9.	http://www.miamidade.gov/mpo/m11-menu-committees.htm	68	107	00:00:37	0
10.	http://www.miamidade.gov/mpo/mdc-fictodd/	67	101	00:02:03	0
11.	Library Index at Miami-Dade MPO http://www.miamidade.gov/mpo/m11-library.htm	59	74	00:02:46	0
12.	http://www.miamidade.gov/MPO/m11-program-tip.htm	52	74	00:03:50	0
13.	Just Bicycling and Walking at Miami-Dade MPO http://www.miamidade.gov/mpo/m11-modes-bikes.htm	51	62	00:00:55	0
14.	http://www.miamidade.gov/MPO/m11-meetings.htm	50	59	00:04:08	0
15.	http://www.miamidade.gov/mpo/m11-menu-programs.htm	50	73	00:00:38	0
16.	BPAC at Miami-Dade MPO http://www.miamidade.gov/MPO/m11-comm-bpac.htm	47	53	00:01:45	0
17.	Ongoing Transportation Studies at Miami-Dade MPO http://www.miamidade.gov/mpo/m11-studies-ongoing.htm	46	54	00:01:41	0

	Pages	Visits	Views	Average Time Viewed	Average Time to Serve (ms)
18.	2010 Calendar of Meetings at Miami-Dade MPO http://www.miamidade.gov/MPO/m11-calendar-2010.htm	46	57	00:03:02	0
19.	LRTP at Miami-Dade MPO http://www.miamidade.gov/mpo/m11-plan-lrtp.htm	45	48	00:05:05	0
20.	http://www.miamidade.gov/mpo/m11-resource-partners.htm	43	51	00:03:26	0
21.	http://www.miamidade.gov/mpo/m11-aboutus.htm	39	44	00:02:07	0
22.	PSAs at Miami-Dade MPO http://www.miamidade.gov/mpo/m11-psa.htm	36	40	00:01:43	0
23.	Resources for Residents at Miami-Dade MPO http://www.miamidade.gov/mpo/m11-resource-residents.htm	35	37	00:02:09	0
24.	Health District /Civic Center http://www.miamidade.gov/mpo/civic/	32	36	00:04:31	0
25.	http://www.miamidade.gov/mpo/m11-plan-bfp.htm	28	33	00:02:06	0
26.	Resolutions at Miami-Dade MPO http://www.miamidade.gov/MPO/m11-resolutions.htm	27	36	00:02:05	0
27.	http://www.miamidade.gov/mpo/m11-comm-tpc.htm	26	30	00:01:59	0
28.	http://www.miamidade.gov/mpo/m11-comm-ctac.htm	25	36	00:00:54	0
29.	http://www.miamidade.gov/MPO/m11-comm-tarc.htm	21	28	00:01:38	0
30.	http://www.miamidade.gov/mpo/m11-modes-transit.htm	21	26	00:03:05	0
31.	Pending Transportation Studies at Miami-Dade MPO http://www.miamidade.gov/mpo/m11-studies-pending.htm	16	17	00:01:54	0
32.	http://www.miamidade.gov/mpo/m11-comm-ftac.htm	15	24	00:01:30	0
33.	MPO Review Committee at Miami-Dade MPO http://www.miamidade.gov/mpo/m11-comm-review.htm	12	20	00:00:16	0
34.	Just Cars and Vanpools at Miami-Dade MPO http://www.miamidade.gov/mpo/m11-modes-cars.htm	12	13	00:00:56	0

	Pages	Visits	Views	Average Time Viewed	Average Time to Serve (ms)
35.	MGP at Miami-Dade MPO http://www.miamidade.gov/mpo/m11-program-mgp.htm	12	16	00:01:11	0
36.	http://www.miamidade.gov/mpo/m11-program-upwp.htm	10	13	00:03:08	0
37.	PSA Melissa Grafton video page http://www.miamidade.gov/mpo/m11-psa-grafton09.htm	10	16	00:00:37	0
38.	Just Freight at Miami-Dade MPO http://www.miamidade.gov/MPO/m11-modes-freight.htm	10	12	00:00:28	0
39.	PSA Melissa Grafton video page http://www.miamidade.gov/mpo/m11-psa-grafton.htm	9	10	00:00:33	0
40.	All of our Studies text version at Miami-Dade MPO http://www.miamidade.gov/mpo/text/t11-studies.htm	9	10	00:01:59	0
41.	http://www.miamidade.gov/mpo/m11-comm-tptac.htm	9	12	00:03:45	0
42.	PSA Abed Hassan video page http://www.miamidade.gov/mpo/m11-psa-hassan.htm	8	12	00:00:13	0
43.	Just Maritime and Aviation at Miami-Dade MPO http://www.miamidade.gov/MPO/m11-modes-maritime.htm	8	11	00:00:16	0
44.	TIP text version at Miami-Dade MPO http://www.miamidade.gov/MPO/text/t11-program-tip.htm	7	8	00:01:42	0
45.	PSA Karina Rico-Arango video page http://www.miamidade.gov/mpo/m11-psa-ricoarango.htm	7	11	00:00:18	0
46.	PSA Juan Amaya video page http://www.miamidade.gov/mpo/m11-psa-amaya.htm	7	10	00:00:34	0
47.	PSA Andre Benitez-Santos video page http://www.miamidade.gov/mpo/m11-psa-benitez.htm	7	7	00:00:28	0
48.	PSA Jose Rodriguez video page http://www.miamidade.gov/mpo/m11-psa-rodriguez.htm	6	8	00:00:23	0
49.	PSA Samuel Gervais video page http://www.miamidade.gov/mpo/m11-psa-gervais.htm	6	7	00:00:17	0
50.	http://www.miamidade.gov/MPO/text/t11-studies-ongoing.htm	6	7	00:00:09	0
Subtotal for rows 1–50		-	3,855	-	-

Pages	Visits	Views	Average Time Viewed	Average Time to Serve (ms)
Other	-	93	-	-
Total	-	3,948	-	-

Items 1–50 of 74

Pages - Help Card



Column Definitions

Pages

Any displayed page. You can specify for each profile the types of files that qualify as a page. These settings can be changed by the WebTrends administrator.

Visits

Number of visits to this page. A visit is a series of actions that begins when a visitor views the first page from the server, and ends when the visitor leaves the site or remains idle beyond the idle-time limit. The default idle-time limit is thirty minutes. This time limit can be changed by the system administrator.

Views

Number of times this page was viewed by visitors.

Average Time Viewed

Average length of time the specified page was viewed. (The format is hh:mm:ss - hours:minutes:seconds.)

Average Time to Serve

Average amount of time (in milliseconds) it took to serve each document during the specified time interval. The time to serve spans from the time the server got a page request until it transmitted all the data.

Note: Note that in order to show a total for this column, the value is computed to 2 decimal places. However, because the data for each row is an integer measured in milliseconds, the two decimal places are not significant for Average Time to Serve row values. If the entire column shows values of zero, your web server may not be logging Time to Serve information.



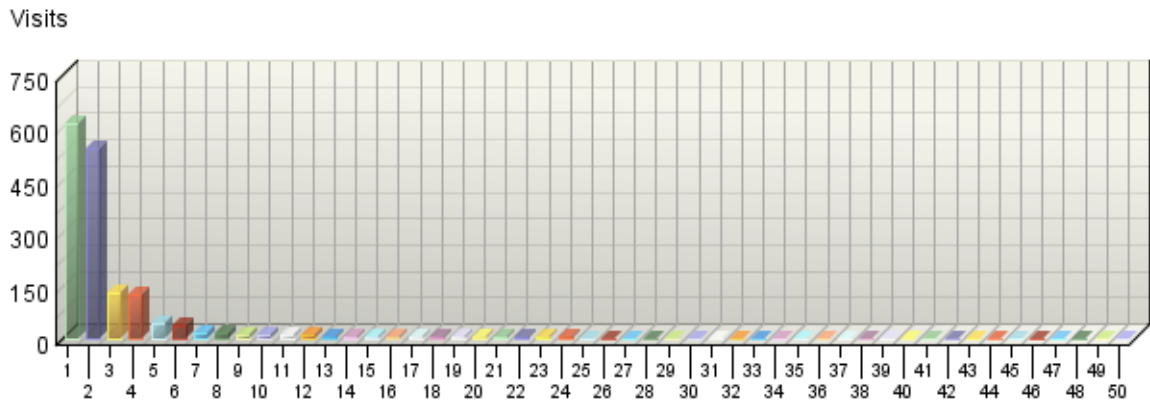
Report Descriptions

Pages with good content and design are more likely to attract visitors and be revisited. Less popular pages on a site can be made more appealing by improving the content or incorporating design elements similar to that on the more important pages. Always remember that people are far more interested in content than in design, and average view times can help determine which content is most important to your visitors.

Referring Site

This report identifies web sites that refer visitors to your site. The top referrers are your site's primary acquisition channels, and may include a partner sites, search engines, portals or marketing programs.

Referring Site



Referring Site

Site	Visits	% Visits
1. http://www.google.com/	611	36.61%
2. Direct Traffic	542	32.47%
3. http://miamidade.gov/	129	7.73%
4. http://www.miamidade.gov/	125	7.49%
5. http://search.yahoo.com/	44	2.64%
6. http://www.bing.com/	38	2.28%
7. http://www.mpoac.org/	19	1.14%
8. http://gisims2.miamidade.gov/	14	0.84%
9. http://www.ampo.org/	13	0.78%
10. http://search.aol.com/	11	0.66%
11. http://www.portofmiamitunnel.com/	9	0.54%
12. http://search.miamidade.gov/	9	0.54%
13. http://gisims2.co.miami-dade.fl.us/	7	0.42%
14. http://images.google.com/	5	0.30%
15. http://spokesnfolks.blogspot.com/	4	0.24%
16. http://www.constructioninsider.com/	4	0.24%
17. http://www.transitmiami.com/	4	0.24%

	Site	Visits	% Visits
18.	http://www.miamigov.com/	3	0.18%
19.	http://d6sharepnt1.d6.dot.state.fl.us:31558/	3	0.18%
20.	http://www.sfecstudy.com/	3	0.18%
21.	http://narc.org/	3	0.18%
22.	http://www.ask.com/	3	0.18%
23.	http://us.mg1.mail.yahoo.com/	3	0.18%
24.	http://mail.google.com/	3	0.18%
25.	http://webmail.aol.com/	2	0.12%
26.	http://www.google.es/	2	0.12%
27.	http://floridagoldcoastclean.intuitwebsites.com/	2	0.12%
28.	http://www.mdx-way.com/	2	0.12%
29.	http://search.comcast.net/	2	0.12%
30.	http://miamibikescene.blogspot.com/	2	0.12%
31.	http://www.trailink.com/	2	0.12%
32.	http://in.mg50.mail.yahoo.com/	2	0.12%
33.	http://www.google.nl/	1	0.06%
34.	http://sfbikecoalition.wordpress.com/	1	0.06%
35.	http://www.google.com.sg/	1	0.06%
36.	http://images.google.co.il/	1	0.06%
37.	http://www.eng.fiu.edu/	1	0.06%
38.	http://www.google.de/	1	0.06%
39.	http://www.city-data.com/	1	0.06%
40.	http://kerdyk.com/	1	0.06%
41.	http://miamigov.com/	1	0.06%
42.	http://by130w.bay130.mail.live.com/	1	0.06%
43.	http://int.ask.com/	1	0.06%
44.	http://images.google.ca/	1	0.06%
45.	http://us.yhs.search.yahoo.com/	1	0.06%
46.	http://www.floridalcir.gov/	1	0.06%
47.	http://www.google.com.br/	1	0.06%
48.	http://blogsearch.google.com/	1	0.06%
49.	http://shopping.yahoo.com/	1	0.06%
50.	http://www.bike-miami.com/	1	0.06%
Subtotal for rows 1–50		1,643	98.44%
Other		26	1.56%
Total		1,669	100.00%

Items 1–50 of 76

Referring Site - Help Card



Column Definitions

Referring Sites

A web site that refers a visitor to your site by linking to it.

Site

The specific referring site being analyzed.

Visits

Number of times the specified site referred visitors to your site.

%

Percentage of referrals that came from the specified site.

Direct Traffic

Represents traffic to the web site with no referrer as one of the following: 1) the visitor typed the domain name directly into their browser, 2) the visitor bookmarked the site, 3) the visitor clicked on an email, shortcut, or other direct link, 4) Firewalls and/or proxies stripped out the referrer and replaced it with a dash "-".

Note: If "Direct Traffic" is 100% of all your traffic, then you are probably not logging the "referrer" field in your log files. Please see your manual or the WebTrends Knowledgebase to enable extended logging on your web servers.

Hidden-Referrer

A value indicating that Internet security software such as Zone Alarm Pro, Symantec's Norton Internet Security, or a proxy server modified a web request to mask the referring URL.



Report Descriptions

You can use this page to determine which sites are referring the most visitors to your site. This can help when considering the most effective ways and places to attract visitors.